

STATE OF AFTERSCHOOL



Year at a Glance | 2023-24

This report reflects data that was submitted by programs that completed UAN's annual Program Information Form, and while reflecting a significant number of programs, does not reflect the entire afterschool or child care field in Utah.

212

Programs Submitted

22,756

Students Enrolled

89

Average Daily Attendance

10,734

Students attended 30 days or more

180

Average # of days offered

Elementary Programs - **131**

Teen Programs - **56**

Average Partnerships per program - **7**

93%

of programs offer daily snack

43%

of programs offer daily dinner

32%

of programs offer transportation

20

Avg. # of youth on a waiting list

42%

of programs had a waiting list

STAFFING BREAKDOWN

379

total full-time staff working in programs

2,371

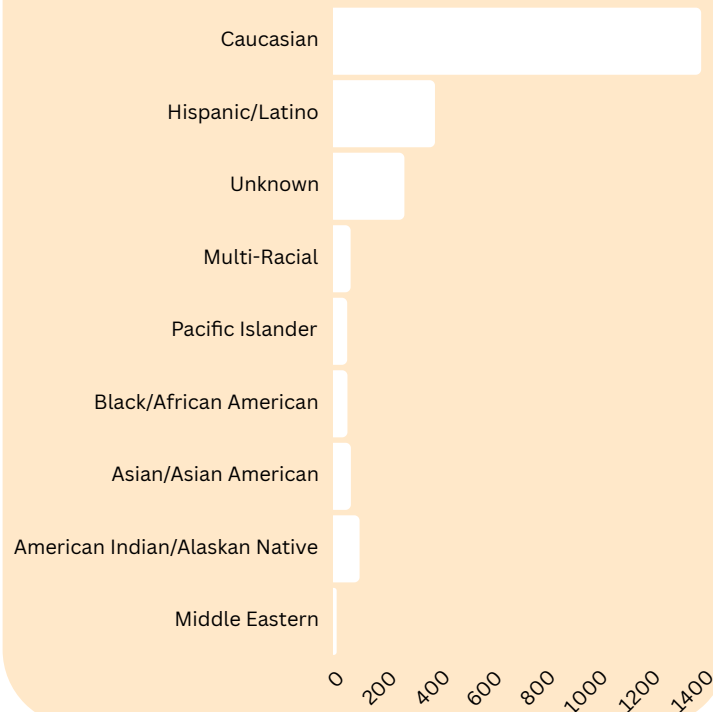
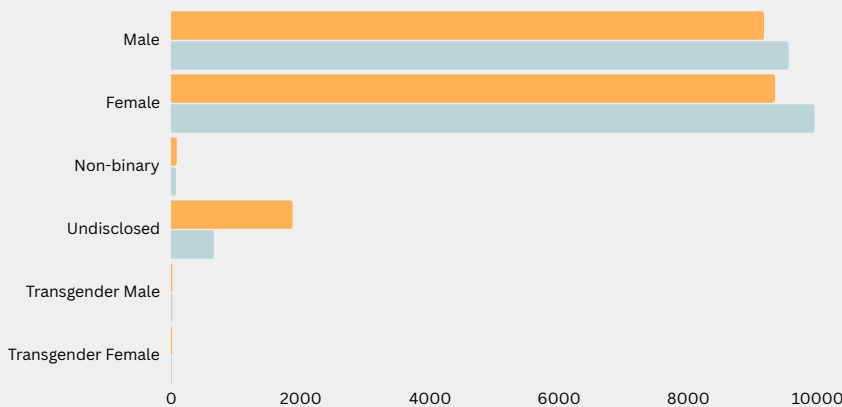
total part-time staff working in program

56%

of program coordinators hold full-time employment status

DEMOGRAPHICS of ENROLLED YOUTH

GENDER/SEX SY2023-24 SY2022-23



36%

Youth with Refugee Status

7%

English Language Learners

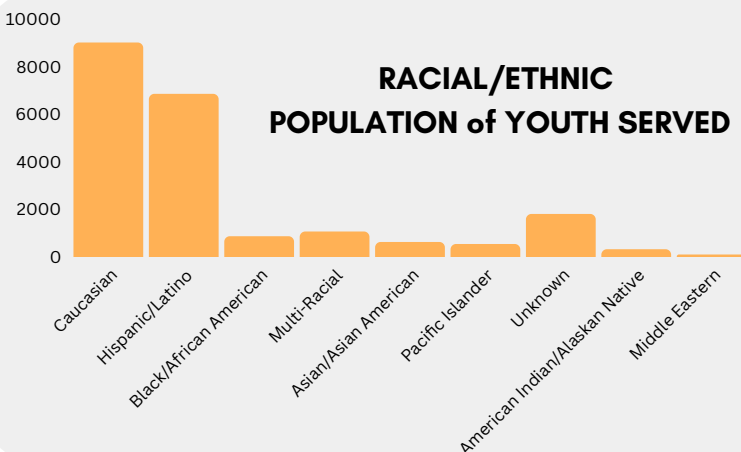
43%

Youth receiving free/reduced lunch

14%

Youth enrolled with disabilities

RACIAL/ETHNIC POPULATION of YOUTH SERVED



SUMMER 2023 at a glance

140

afterschool programs offered summer programming

6,163

of youth enrolled in a summer program

29

average daily attendance in a summer program

1,540

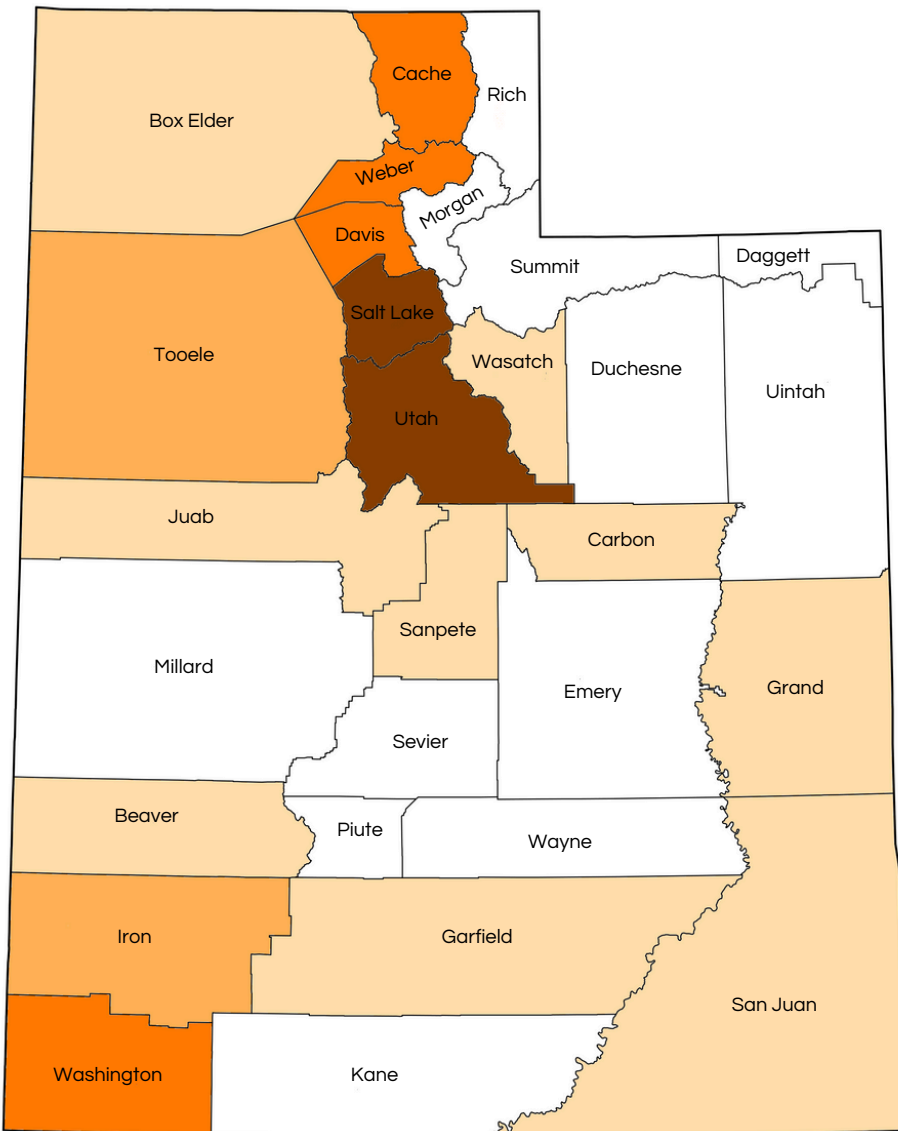

youth attended program for 30 days or more

STATE OF AFTERSCHOOL

Programs At-A-Glance | 2023-24



PROGRAMS PER COUNTY



FACILITY TYPES

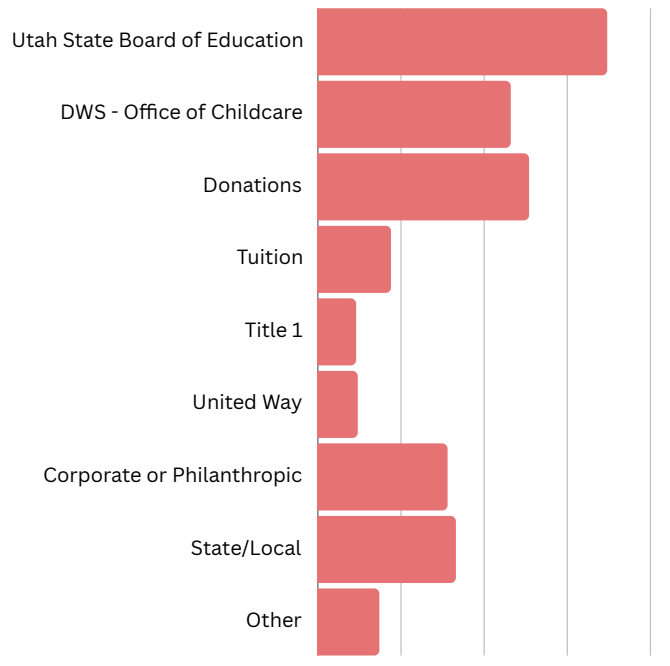
- School Based - 165
- Community Based - 38
- Licensed Childcare Center - 5
- Recreation - 6
- Library - 1
- Other - 1

ACTIVITIES OFFERED

- Tutoring/homework assistance
- Targeted academic remediation
- Literacy/reading
- Visual/performing arts
- Fine arts
- STEM
- Career/job exploration
- Sports and recreation
- Health & wellness
- Healthy relationships
- Character education
- Mentoring
- Cultural enrichment
- Service learning

FUNDING SOURCES

*some programs utilize multiple funds



CONTACT US
 254 South 600 East, Suite 200
 Salt Lake City, UT 84102
 (801) 359-2722
 info@utahafterschool.org