

STATE OF AFTERSCHOOL



Year at a Glance | **FY2022-23**

213

Programs Submitted

23,110

Students Enrolled

35

Average Daily Attendance

10,417

Students attended 30 days or more

158

Average # of days offered

Elementary Programs - **153**

Teen Programs - **60**

Average Partnerships per program - **7**

95%

of programs offer daily snack

42%

of programs offer daily dinner

36%

of programs offer transportation

STAFFING BREAKDOWN

2,246

total full-time staff working in programs

1,352

total part-time staff working in program

54%

of program coordinators hold full-time employment status

1,219

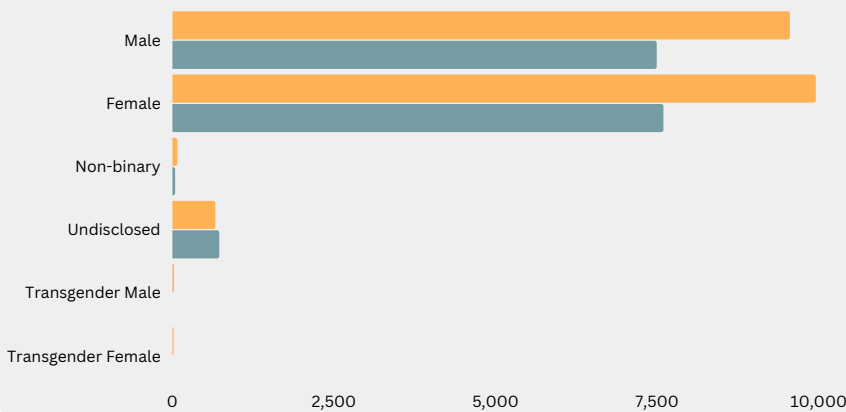
Youth on a Waiting List for SY2022-23

36%

of programs had a waiting list

DEMOGRAPHICS of ENROLLED YOUTH

GENDER/SEX ■ SY2022-23 ■ SY2021-22



DEMOGRAPHICS

72%

Female

5%

Undisclosed

0.3%

Transgender men

21%

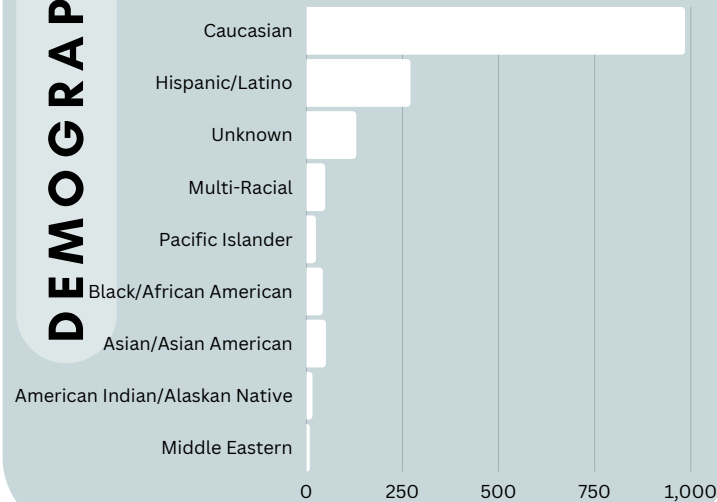
Male

1.4%

Non-binary

0.3%

Transgender women



1.6%

Youth with Refugee Status

13%

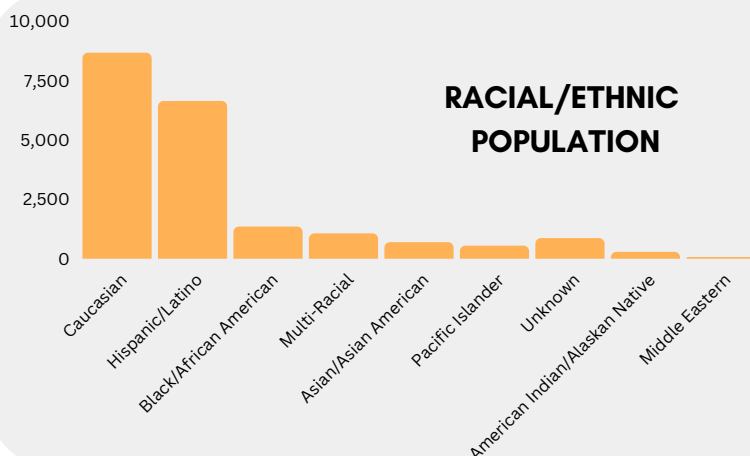
English Language Learners

53%

Youth receiving free/reduced lunch

12%

Youth enrolled with disabilities



SUMMER 2022 *at a glance*

105

afterschool programs offered summer programming

6,652

of youth enrolled in a summer program

34

average daily attendance in a summer program

1,613

youth attended program for 30 days or more

STATE OF AFTERSCHOOL

Programs At-A-Glance

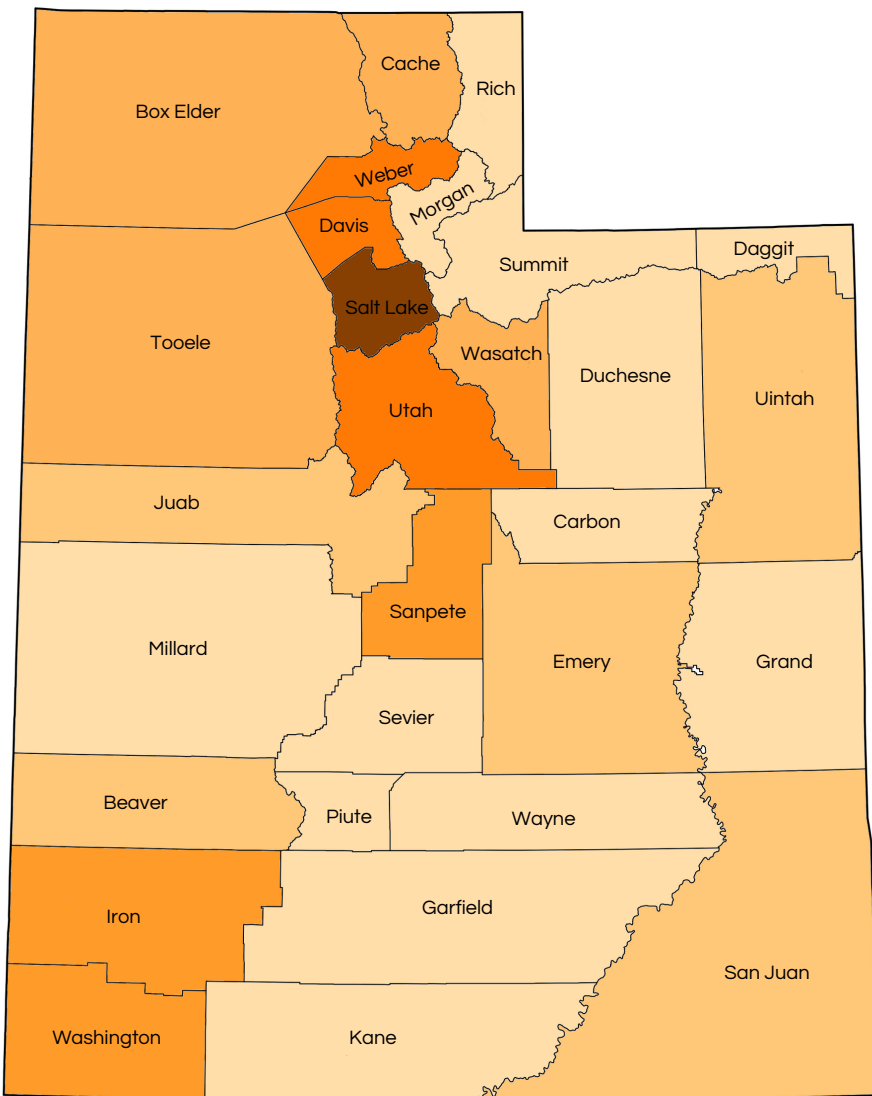
FY2022-23



PROGRAMS PER COUNTY

MAP KEY

- 0 programs recorded
- 1-5 programs recorded
- 6-10 programs recorded
- 11-25 programs recorded
- 25+ programs recorded



FACILITY TYPES

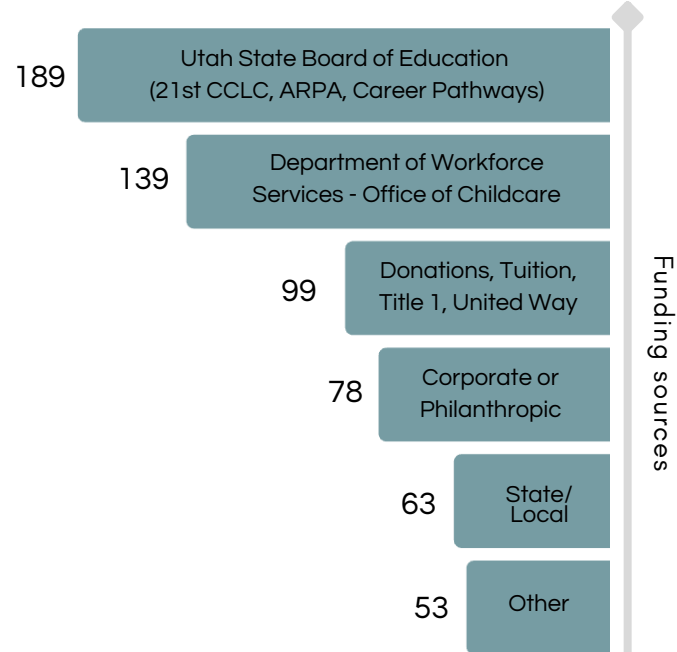
- School Based** - 158
- Community Based** - 40
- Licensed Childcare Center** - 9
- Recreation** - 9
- Library** - 1
- Other** - 4

ACTIVITIES OFFERED

- | | |
|-------------------------------|-----------------------|
| Tutoring/homework assistance | Sports and recreation |
| Targeted academic remediation | Health & wellness |
| Literacy/reading | Healthy relationships |
| Visual/performing arts | Character education |
| Fine arts | Mentoring |
| STEM | Cultural enrichment |
| Career/job exploration | Service learning |

FUNDING SOURCES

*some programs utilize multiple funds



CONTACT US

254 South 600 East, Suite 200
 Salt Lake City, UT 84102
 (801) 359-2722
info@utahafterschool.org

213 Programs Receiving Funds